



*Congratulations on your purchase of the SSL Subwoofer.  
SSL takes great pride in producing products that look great, sound  
great, and stand up to the daily rigors applied by audio enthusiasts  
around the world.*

***SSL®***



***CG10D 10" Subwoofer***

***Dual 4  $\Omega$  Voice Coils***

***1000 W Peak Power Handling***

***Polypropylene Cone***

***Foam Surround***

***SSL®***




## *Product Specifications*

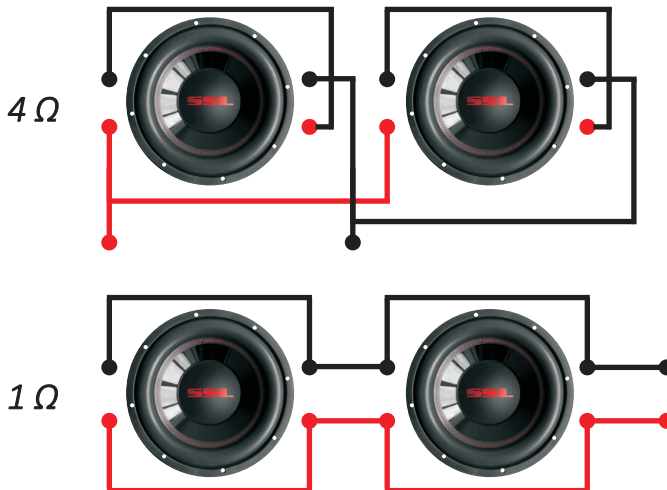
<i>Impedance</i>	<i>Dual 4 <math>\Omega</math></i>
<i>Resonant Frequency</i>	<i>44 Hz</i>
<i>Qts</i>	<i>0.77</i>
<i>Qms</i>	<i>6.11</i>
<i>Qes</i>	<i>0.88</i>
<i>Vas</i>	<i>1.01<sup>3</sup> (28.7 liters)</i>
<i>Xmax</i>	<i>8 mm</i>
<i>Sensitivity (1 W/ 1 m)</i>	<i>88 dB</i>
<i>Peak Power Handling</i>	<i>1000 W</i>
<i>Mounting Depth</i>	<i>4-3/4" (121mm)</i>
<i>Cutout Diameter</i>	<i>9-1/8" (232 mm)</i>



## *Wiring your Subwoofer*



## *Multiple Subwoofers*





## Enclosures

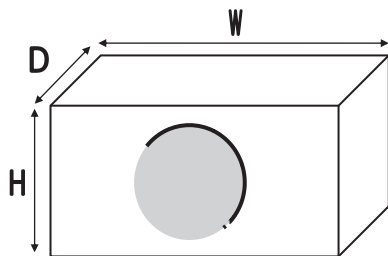
*The CG10D will work in both sealed and ported enclosures.*

*Below you will find the dimensions to make the enclosure to suit the subwoofers needs, it has been designed for maximum output while retaining great sound quality.*

*The dimensions have already accounted for the volume displacement of the subwoofer, and using 3/4" (19mm) MDF.*

*All dimensions are external.*

## Enclosure Dimensions



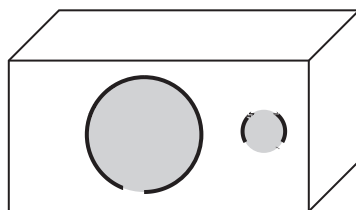
### **Sealed Dimensions:**

Height (H) : 12" (305 mm)

Depth (D) : 10" (254 mm)

Width (W) : 13" (330 mm)

Cutout Diameter: 9-1/8" (232 mm)



### **Ported Dimensions:**

Height (H) : 12" (305 mm)

Depth (D) : 10" (254 mm)

Width (W) : 16" (407 mm)

Port Diameter : 3.5" (89 mm)

Port Length : 10" (255 mm)

Tuning Freq : 45 Hz



### ***Technical Support***

*If you need technical support with your SSL product or have questions about its use, please contact us:*

**805-751-4855**

***[www.SoundStormLab.com](http://www.SoundStormLab.com)***

Due to ongoing product development, specifications are subject to change without notice.